

EMERGENCY EXITS and ASSEMBLY AREA

ON BEING ADVISED OF
A BUILDING EVACUATION

"EVACUATE"

1. Comply with Building Emergency Controller/Warden's directions.

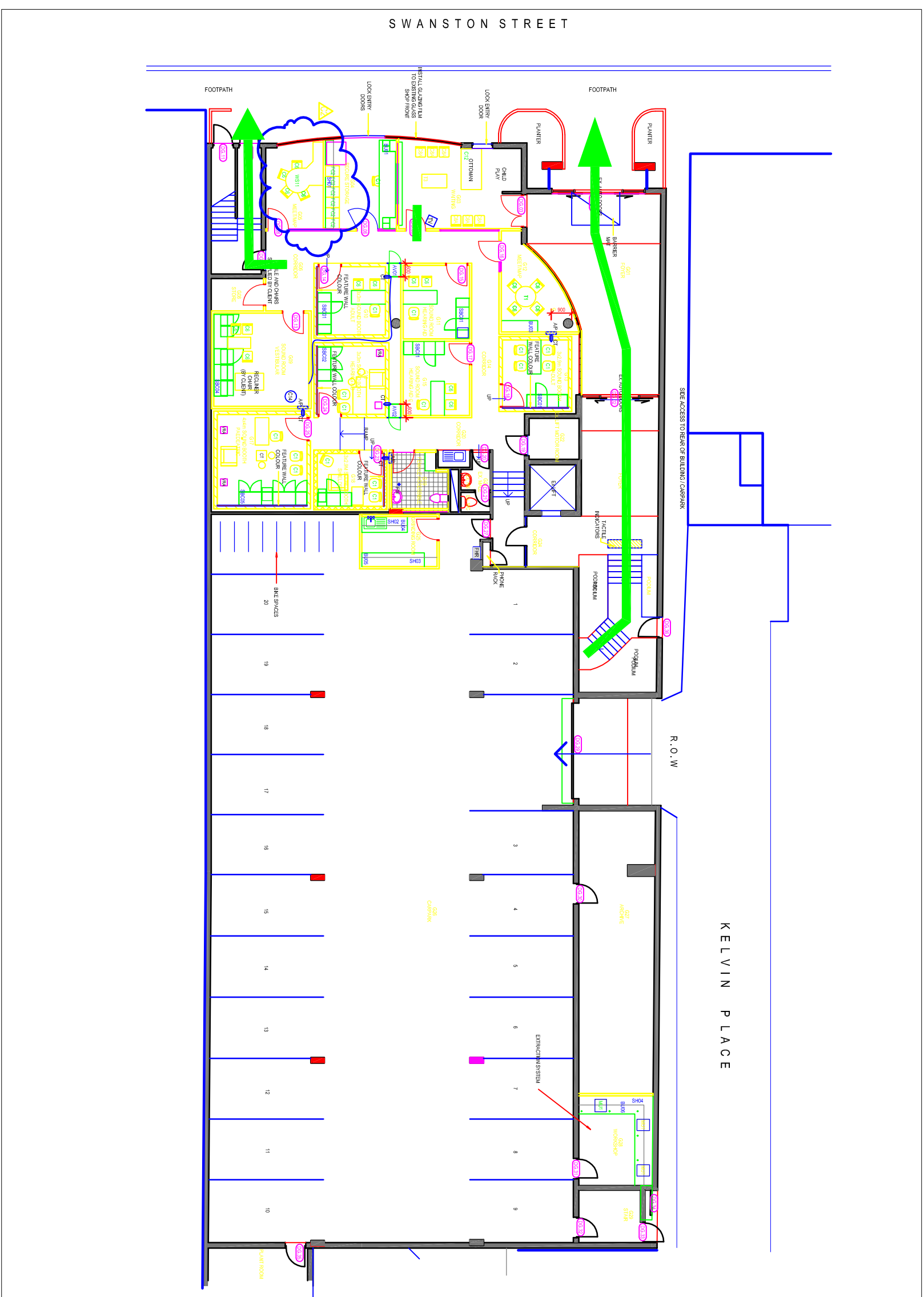
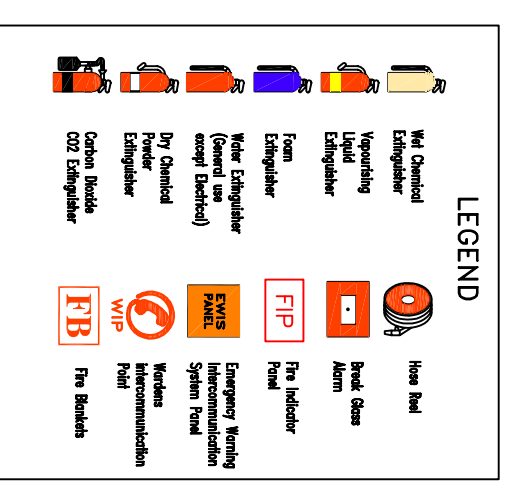
2. Exit Building via nearest, safe Emergency Exit.

Note: You may need to break Break Glass Alarm to open door.

3. Assist persons with disabilities.

4. Proceed to Emergency Assembly Area & remain there until advised by Warden or Emergency Services.

Know the location of
of all Fire Fighting
Equipment.



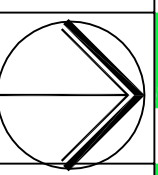
THE UNIVERSITY OF
MELBOURNE

PROPERTY AND CAMPUS SERVICES
ASSET DATA UNIT

Site & Zone
Building Name
Building No:
Floor or Level

Parkville
550 Swanston St
246
Ground

Southern Precinct



SCALE: N.T.S.
DATE: April '09
DRAWN: EHS Unit